



Asunto: Homologación PT10H con colector rebordeado

Subject: Homologation PT10H with flanged collector near to the rotor's hole

Fecha Date	September 2012
---------------	----------------

Producto Product	PT-10H
---------------------	--------

Observaciones Remarks	Reliability test (flanged collector near to the rotor's hole)
--------------------------	--

Nº ensayo Test number	Modelo Model	Valor Value	Observaciones Remarks	Boletín Batch number	Vida mecánica (ciclos) Mechanical life (cycles)		Par de giro Rotational torque		
					10.000				
					Variación permitida Variation allowed	s/ valor according to value		0.4 to 2	
					Unidad /Unit	%	Result	Ncm	Result
FIA12-225	PT10-MH01	220K	PT10	OF 95987	Media / Average : Desv. / Deviation :	-2,94% 0,70%	OK	0,74 0,10	OK
FIA12-225	PT10-MH01	1M3	PT10 + flanged collector near to the rotor's hole	Special samples	Media / Average : Desv. / Deviation :	-1,84% 1,20%	OK	0,88 0,07	OK

Fecha Date	September 2012
---------------	----------------

Producto Product	PT-10H with detents
---------------------	---------------------

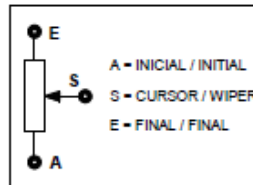
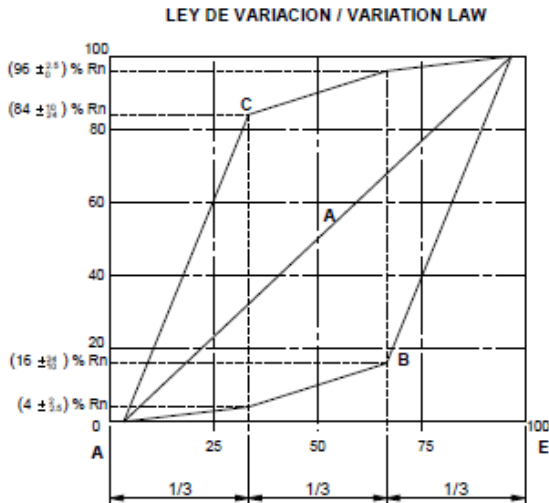
Observaciones Remarks	Reliability test (flanged collector near to the rotor's hole)
--------------------------	--

Nº ensayo Test number	Modelo Model	Valor Value	Observaciones Remarks	Boletín Batch number	Vida mecánica (ciclos) Mechanical life (cycles)		Par de giro Rotational torque		
					5.000		Detent torque can vary from 1.2 to 2.5 times the standard potentiometer torque (0.4 to 2)		
					Variación permitida Variation allowed	s/ valor according to value		Ncm	Result
					Unidad /Unit	%	Result	Ncm	Result
FIA12-225	PT10-MH01	1M	PT10 detents	OF 95929	Media / Average : Desv. / Deviation :	2,32% 1,20%	OK	1,36 0,21	OK
FIA12-225	PT10-MH01	1M	PT10 detents + flanged collector near to the rotor's hole	Special samples	Media / Average : Desv. / Deviation :	0,52% 0,80%	OK	1,37 0,13	OK

PRELIMINAR / PRELIMINARY

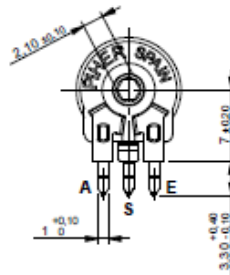
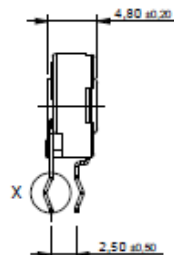
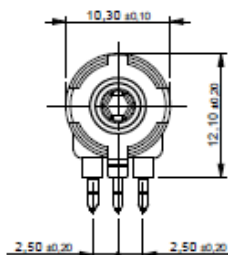
ESPECIFICACION DE PRODUCTO / PRODUCT SPECIFICATIONS

INDICE INDEX	LOCAL LOCAT.	MODIFICACION / MODIFICATION	FECHA DATE	NOMBRE NAME
A	-	DISEÑO INICIAL / INITIAL DESIGN	27/09/2012	JUAN LIZAR

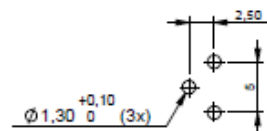


DATOS TECNICOS / TECHNICAL DATA

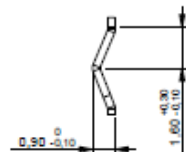
VALOR / VALUE	: 1K Ω a 5M Ω / Otros valores bajo demanda 1K Ω to 5M Ω / Other values under request
TOLERANCIA / TOLERANCE	: 1K Ω a 1M Ω = ± 20% / > 1M Ω a 5M Ω = ± 30% 1K Ω to 1M Ω = ± 20% / > 1M Ω to 5M Ω = ± 30%
LEY DE VARIACION / VARIATION LAW	: Lin., Log, Alog.
TENSION LIMITE / MAX. VOLTAGE	: 200 VDC (Lin.), 100 VDC (No Lin.)
DISIPACION / POWER (50 °)	: 0,15 W (Lin.), 0,07 (No Lin.)
Tº DE TRABAJO / WORKING TEMPERATURE	: - 25 °C, + 70 °C
RESIDUALES / END RESISTANCE	: ≤ 0,5 % Rn
Roc DINAMICA / Roc DINAMIC (Ruido / Noise)	: ≤ 3 % Rn (Lin.), ≤ 9 % (No Lin.)
Roc MEDIA / Roc CONTACT	: ≤ 5 % Rn (Lin.), ≤ 15 % (No Lin.)
ÁNGULO GIRO MECÁNICO / MECHANICAL ANGLE	: 235 ° ± 5 °
ÁNGULO GIRO ELÉCTRICO / ELECTRICAL ANGLE	: 220 ° ± 20 °
MOMENTO DE GIRO / TORQUE (Mg)	: 0,4 a / to 2 Nom.
MOMENTO DE TOPES / END TORQUE	: > 5 Nom.
TRACCIÓN Y EMPUJE AXIAL SOBRE ROTOR / PUSH-PULL STRENGTH OVER THE ROTOR	: > 9,8 N
VIDA MECÁNICA / MECHANICAL LIFE	: Estándar / Standar 500 Maniobras / Cycles Larga Vida / Long Life 10.000 Maniobras / Cycles
POSICIÓN DE ENVÍO / WIPER POSITION	: Inicial / Initial, 50%, Final
RESTO DE VALORES TECNICOS Y ENSAYOS / REST OF SPECIFICATIONS AND TEST	: DIN 41450 Noviembre / November 1987 IEC 190 Publ. 1973



GRABACION / MARKING: 000 0 000 0  
 VALOR / VALUE \_\_\_\_\_ TOLERANCIA / TOLERANCE \_\_\_\_\_  
 CURVA / CURVE \_\_\_\_\_ FECHA / DATE \_\_\_\_\_



DETALLE TERMINAL (X)  
TERMINAL DETAIL (X)



Tolerancias Tolerances	Fecha Date	Nombre Name	Firma Signed	<b>MEGGITT</b> <small>Piber Sensors &amp; Controls SA Poligono Industrial Municipal, Vial T2, No 22 31500 Tudela, Navarra, Spain</small>					
Angular Angle:	Elaborado Drawn	27/09/2012	JUAN LIZAR						
Pieza Part	Revisado Checked	27/09/2012	C. FORNIÉS						
Conjunto Assembly	Aprobado Approved	27/09/2012	C. FORNIÉS						
Lineal Linear:	<b>POTENCIÓMETRO DE AJUSTE TRIMMER POTENTIOMETER</b>			Variante Variant					
< 1 ± 0,05				1 ± 10 ± 0,10	> 10 ± 0,15	Tipo Model			
Medidas en mm Dimensions in mm				Cód. Artículo Item Code	11083	Referencia Reference			
Escola / Scale	2:1	Cliente Customer	-	NPD / Ffill NPD / Subs	- / -	Sistema Proyección Projection System		Curva Curve	-
CAD	11083-A	Plano Drawing	-	Forma de Pedido How to Order	PT10LH02 - ... - / 0				

This drawing and/or its design is proprietary and the property of Piber Sensors & Controls SA. This drawing and/or its design is provided to you subject to the condition that it shall not be reproduced, copied, lent or otherwise disposed of, directly or indirectly. It shall not be used to furnish any information for the making of drawings, prints or apparatus, or parts thereof, except where otherwise expressly provided for by contract with Piber Sensors & Controls SA. Information contained in and/or attached to this document may be subject to export control regulations of the European Community, USA, or other countries.